



# Service Bulletin

## Aircraft Manuals Applicability

### SB-ELA-CTLS-99

#### Repeating Symbols:

Please pay attention to the following symbols throughout this document emphasizing particular information.

- ▲ **Warning:** Identifies an instruction, which if not followed may cause serious injury or even death.
- **Caution:** Denotes an instruction which if not followed, may severely damage the aircraft or could lead to suspension of warranty.
- **Note:** Information useful for better handling.

## 1 Planning Information

### 1.1 Affected Aircraft

Type:	CT
Model:	CTLS-ELA, CTLSi-ELA
Serial Number:	Unless otherwise specified in Section 3, all aircraft where equipment identified within the individual Notification referenced by Section 3 is installed.
Applicable Countries:	Not limited

### 1.2 Concurrent Documents

All documents listed in Section 3 are considered concurrent.

### 1.3 Reason


Regulations applicable to ELA aircraft in multiple countries require the manufacturer to address relevant service documents issued by the manufacturer of components that are installed to the aircraft.

### 1.4 Subject

This document provides reference to Notifications issued by equipment manufacturers that are considered relevant for the aircraft Type and Model identified in Section 1.1. Further supportive information, required to support compliance with the equipment manufacturer's Notification, is provided by reference.

In some cases, Flight Design may decide to issue individual Notifications, mandating compliance with one specific equipment manufacturer's Notification. These Notifications are not listed in Section 3.

- ▲ **Warning:** This document does not relieve the owner / operator from its duty to verify the knowledge of, and compliance with all applicable Notifications issued by the equipment manufacturer.

 <b>FLIGHT DESIGN</b> <small>LIFT AIR</small>	<h2>Service Bulletin</h2>
<b>Flight Design general aviation GmbH</b> Am Flugplatz 3, D-99820 Hørselberg Hainich, Airfield Eisenach-Kindel Web: <a href="http://www.flightdesign.com">www.flightdesign.com</a> ; Phone: +49 36920 7530-10 E-mail: <a href="mailto:airworthiness@flightdesign.com">airworthiness@flightdesign.com</a>	<p style="text-align: center;"><b>SB-ELA-CTLS-99 , Revision 01</b></p> <p style="text-align: center;">Date of Initial Publication: <b>29-Jan-2021</b>          Publication Date of this Revision: <b>29-Oct-2021</b></p>

### 1.5 Compliance

Individual compliance schedules are identified in Section 3, along with each individual Notification.

Verification if all equipment manufacturer notifications are complied with is required at each annual inspection. This includes verification of those information referenced by this document, and verification for further Notifications issued by the manufacturer directly.

**▲ Warning:** Non-compliance with these instructions could result in further damages, personal injuries or death.

### 1.6 Approval

The technical content of this document is approved under the authority of the DOA ref. EASA. 21J.416.

### 1.7 Type of Maintenance

Individual type of maintenance (Line or Heavy) is identified in Section 3, along with each individual Notification.

### 1.8 Personnel Qualifications

Individual personnel qualification requirements are identified in Section 3, along with each individual Notification.

The following codes of qualification are used:

1. Owner / Operator
2. National maintenance and inspection regulations as applicable for line maintenance apply. It is the duty of the owner / operator to identify the equivalent level for its country of operation.
3. National maintenance and inspection regulations as applicable for heavy maintenance apply. It is the duty of the owner / operator to identify the equivalent level for its country of operation.
4. Airplane manufacturer.
5. Task specific training required.

### 1.9 Release to Service

Compliance with this SB must be confirmed by an aircraft inspector according to the national applicable regulations for the country of registry of the aircraft.

Conduct with this SB must be logged in the aircraft log book with date and signature of the responsible Person according to national regulations.

### 1.10 Weight and Balance

In cases where the effect to empty aircraft weight and CG is significantly below 0.45 kg (1 lb), reweighing of the aircraft may be omitted in compliance with FAA publication AC 43.13-1B. Unless otherwise explicitly specified within Section XY, it is in the responsibility of the person providing release to service to verify, if this exemption is applicable. The decision must be recorded, along with the release to service.


**▲ Warning:** When the exemption according to AC 43.13-1B has been used already for earlier maintenance events on the aircraft, or when other maintenance events are conducted in parallel and the weight changes of the individual events add up to more than 0.45 kg (1 lb), reweighing of the aircraft is required for the sum of the effects.

### 1.11 References

References are provided directly in Section 3, as applicable.

### 1.12 Superseded Documents

- none -

 <b>FLIGHT DESIGN</b> <small>LIFT AIR</small>	<h2>Service Bulletin</h2>
<b>Flight Design general aviation GmbH</b> Am Flugplatz 3, D-99820 Hørselberg Hainich, Airfield Eisenach-Kindel Web: <a href="http://www.flightdesign.com">www.flightdesign.com</a> ; Phone: +49 36920 7530-10 E-mail: <a href="mailto:airworthiness@flightdesign.com">airworthiness@flightdesign.com</a>	<b>SB-ELA-CTLS-99 , Revision 01</b>  Date of Initial Publication: <b>29-Jan-2021</b> Publication Date of this Revision: <b>29-Oct-2021</b>

### 1.13 Contact Details

For further information on conduct of this SB, or to report any Safety of Flight or Service Difficulty issues contact your Distributor responsible for your country. Your Distributor can be located via the Flight Design general aviation website: [www.flightdesign.com](http://www.flightdesign.com) under "Dealer Location".

In cases where the local distributor is not known or available contact Flight Design general aviation GmbH directly: [airworthiness@flightdesign.com](mailto:airworthiness@flightdesign.com).

### 1.14 Disclaimer

This Service Bulletin has been generated with utmost care. Nevertheless errors and misunderstandings can never be fully excluded. In case of any doubts the applicant of this Service Bulletin is requested to contact Flight Design immediately to clarify the issue.

## 2 Resources

See individual Notifications listed in Section 3.

## 3 Instructions

The subsequent information is provided in groups by equipment manufacturer.

Webpage addresses are subject to change and not under control of Flight Design. In case the listed web address is not functional, check for updated web address of the equipment manufacturer. When unable to locate the correct web address, contact Flight Design.


Each individual item is applicable to a specific aircraft, when the relevant equipment is installed to this aircraft, and when the referenced Notification identifies the individually installed equipment as affected. Definitions provided by Flight Design as part of this table may supersede the definitions of the equipment manufacturer Notification.

When concurrent FD documents are listed, these FD documents are mandatory to demonstrate compliance with the relevant Notification.

Notes are always provided at the end of each individual table, identified by numbers per each individual table.

It is possible that Flight Design has decided to issue individual Notifications, mandating compliance with a Notification issued by one equipment manufacturer. These Notifications are not listed in Section 3.

- ▲ Warning:** Presence of information in the subsequent tables does not relieve the owner / operator from its duty to verify the knowledge of, and compliance with all applicable Notifications issued by the equipment manufacturer and through the channels of the equipment manufacturer.
- Note:** Document references are always intended to point to the latest revision of a document as issued by the document owner, unless explicitly identified otherwise.


 <b>FLIGHT DESIGN</b> <small>LIFT AIR®</small>	<b>Service Bulletin</b>
<b>Flight Design general aviation GmbH</b> Am Flugplatz 3, D-99820 Hørselberg Hainich, Airfield Eisenach-Kindel Web: <a href="http://www.flightdesign.com">www.flightdesign.com</a> ; Phone: +49 36920 7530-10 E-mail: <a href="mailto:airworthiness@flightdesign.com">airworthiness@flightdesign.com</a>	<b>SB-ELA-CTLS-99 , Revision 01</b>  Date of Initial Publication: <b>29-Jan-2021</b> Publication Date of this Revision: <b>29-Oct-2021</b>

### 3.1 Notifications issued by ROTAX

ROTAX notifications are published by and under the responsibility of ROTAX at the following web location:

<http://www.flyrotax.com/customer-service/Impressum/technical-publications.aspx>

Equipment Manufacturer Document	Document Title	Applicability (Type / Model)	Mandatory / Optional / On Condition	Compliance	Type of Maint.	Personnel Qualification (see Sect. 1.8)	Concurrent FD Document	Notes
<b>SB-912-074 / SB-914-056</b>	Exchange of floats (pair) on ROTAX® Engine Type 912 and 914 (Series)	CTLS-ELA	Mandatory	As per Rotax SB	Heavy	3. 6. as per Rotax SB	n/a	n/a
<b>SB-912-074UL / SB-914-056UL</b>	Exchange of floats (pair) on ROTAX® Engine Type 912, 914 and 2-stroke (Series)	CTLS-ELA	Mandatory	As per Rotax SB	Heavy	3. 6. as per Rotax SB	n/a	n/a
<b>SI-912-i-014</b>	Introduction of a new clamp part no. 638140 for ROTAX 912 i Series	CTLSi-ELA	Optional	As per Rotax SI	Heavy	3. 6. as per Rotax SI	n/a	n/a
<b>SI-916 i-001 / SI-915 i-001R1</b> <b>SI-912 i-001R6 / SI-912-016R11</b> <b>SI-914-019R11</b>	Selection of suitable operating fluids for ROTAX® Engine Type 916 iSc B, 915 i A/B (Series), 912 i (Series), 912 and 914 (Series)	CTLS-ELA; CTLSi-ELA	Optional	As per Rotax SI	Heavy	3. 6. as per Rotax SI	n/a	n/a
<b>SI-912 i-025R1</b>	Fuel pump assembly for ROTAX® Engine Type 912 i (Series)	CTLSi-ELA	On Condition	As per Rotax SI	n/a	3. 6. as per Rotax SI	n/a	n/a

 <b>FLIGHT DESIGN</b> <small>LIFT AIR®</small>	<h2>Service Bulletin</h2>
<b>Flight Design general aviation GmbH</b> Am Flugplatz 3, D-99820 Hörselberg Hainich, Airfield Eisenach-Kindel Web: <a href="http://www.flightdesign.com">www.flightdesign.com</a> ; Phone: +49 36920 7530-10 E-mail: <a href="mailto:airworthiness@flightdesign.com">airworthiness@flightdesign.com</a>	<b>SB-ELA-CTLS-99 , Revision 01</b>
	Date of Initial Publication: <b>29-Jan-2021</b> Publication Date of this Revision: <b>29-Oct-2021</b>

### 3.2 Notifications issued by DYNON AVIONICS

Dynon notifications are published by and under the responsibility of Dynon at the following web location:

[http://www.dynonavionics.com/docs/support\\_bulletins.html](http://www.dynonavionics.com/docs/support_bulletins.html)

Currently no Notification referenced from here.

Equipment Manufacturer Document	Document Title	Applicability (Type / Model)	Mandatory / Optional / On Condition	Compliance	Type of Maint.	Personnel Qualification (see Sect. 1.8)	Concurrent FD Document	Notes
Service Bulletin 050620E	Kavlico Fluid Pressure Sensors	CTLSi-ELA	Mandatory	As per Dynon SB	n/a	n/a	n/a	n/a

### 3.3 Notification issued by BRS Inc.

Currently no Notification referenced from here.

### 3.4 Notifications issued by JUNKERS PROFLY

Currently no Notification referenced from here.


### 3.5 Notifications issued by GARMIN

Currently no Notification referenced from here.

### 3.6 Notifications issued by NEUFORM

NEUFORM notifications are published by and under the responsibility of NEUFORM at the following web location:

<https://www.neuform-propellers.com/en/propellers/service-and-consultation/downloads>

 <b>FLIGHT DESIGN</b> <small>LIFTAIR®</small>	<h2>Service Bulletin</h2>
<b>Flight Design general aviation GmbH</b> Am Flugplatz 3, D-99820 Hörselberg Hainich, Airfield Eisenach-Kindel Web: <a href="http://www.flightdesign.com">www.flightdesign.com</a> ; Phone: +49 36920 7530-10 E-mail: <a href="mailto:airworthiness@flightdesign.com">airworthiness@flightdesign.com</a>	<b>SB-ELA-CTLS-99 , Revision 01</b>  Date of Initial Publication: <b>29-Jan-2021</b> Publication Date of this Revision: <b>29-Oct-2021</b>

## 4 Appendix

### 4.1 Changes to Previous Revision

SI-912 i-025R1

### 4.2 Feedback Template

No specific feedback required.