	<b>SERVICE BULLETIN</b>	
	<b>Flight Design GmbH</b> Sielminger Str. 65 D-70771 L.-Echterdingen Tel +49 (0)711 90287-0 Fax +49 (0)711 90287-99 E-Mail: <a href="mailto:info@flightdesign.com">info@flightdesign.com</a>	<b>SB-ASTM-CT2k-01;</b> <b>SB-ASTM-CTSW-01;</b> <b>Revision 0</b>
		Date of Initial Publication: <b>15-Oct-2008</b> Publication Date of this Revision: <b>15-Oct-2008</b>

# SERVICE BULLETIN

## Radiator Isolator Mounts

**SB-ASTM-CT2k-01;**

**SB-ASTM-CTSW-01**

### 1 Planning Information

#### 1.1 Affected Aircraft

Type: CT  
 Model: CT2k, CTSW  
 Serial Number: All serial numbers  
 Applicable Countries: All Countries where ASTM standards are in effect

#### 1.2 Concurrent Documents

None

#### 1.3 Reason

Re- issue of existing document in order to implement it to the new Service document numbering system

#### 1.4 Subject

All information see paragraph 3

#### 1.5 Compliance

All information see paragraph 3

#### 1.6 Personnel Qualifications

All information see paragraph 3

#### 1.7 Approval


All information see paragraph 3

#### 1.8 Weight and Center of Gravity

All information see paragraph 3

#### 1.9 References

All information see paragraph 3

	<b>SERVICE BULLETIN</b>	
	<b>Flight Design GmbH</b> Sielminger Str. 65 D-70771 L.-Echterdingen Tel +49 (0)711 90287-0 Fax +49 (0)711 90287-99 E-Mail: <a href="mailto:info@flightdesign.com">info@flightdesign.com</a>	<b>SB-ASTM-CT2k-01;</b> <b>SB-ASTM-CTSW-01;</b> <b>Revision 0</b>
	Date of Initial Publication: <b>15-Oct-2008</b> Publication Date of this Revision: <b>15-Oct-2008</b>	

### 1.10 Superseded Documents

Technical Advice No. 9

Safety Directive No. 9

### 1.11 Contact Details

For further information or to report any Safety of Flight or Service Difficulty issues contact your Distributor responsible for your country.

Specific contact in USA:

Flight Design USA

P.O. Box 325 South Woodstock, CT 06267

Tel: 860 963 7272 / Fax: 860 963 7152

Web: [www.flightdesignUSA.com](http://www.flightdesignUSA.com)

E-Mail: [airworthiness@flightdesignUSA.com](mailto:airworthiness@flightdesignUSA.com)

For all other countries and in cases where the local distributor is not known or available contact Flight Design GmbH directly.

## 2 Resources

### 2.1 Materials

All information see paragraph 3

### 2.2 Manpower


All information see paragraph 3

### 2.3 Cost

All information see paragraph 3

## 3 Instructions

The following is the 1:1 copy of the existing document following the old numbering system.

	<b>SERVICE BULLETIN</b>	
	<b>Flight Design GmbH</b> Sielminger Str. 65 D-70771 L.-Echterdingen Tel +49 (0)711 90287-0 Fax +49 (0)711 90287-99 E-Mail: <a href="mailto:info@flightdesign.com">info@flightdesign.com</a>	<b>SB-ASTM-CT2k-01;</b> <b>SB-ASTM-CTSW-01;</b> <b>Revision 0</b>
		Date of Initial Publication: <b>15-Oct-2008</b> Publication Date of this Revision: <b>15-Oct-2008</b>

## FLIGHT DESIGN USA SAFETY DIRECTIVE No.9

### Radiator Isolator Mounts

### SERVICE BULLETIN

**Flight Design USA**  
 Woodstock Airport  
 91 Route 169, P.O. Box 325  
 South Woodstock, Ct. 06267  
 Tel: 860-963-7272 Fax: 860-963-7152  
[Airworthiness@flightdesignusa.com](mailto:Airworthiness@flightdesignusa.com)

- Pages: Two (2)
- Supersedes: Technical Advice No.9, Dated June 16<sup>th</sup>, 2005
- Re-issue to conform to ASTM format
- Date Issued: January 1, 2006
- Date Effective: January 1, 2006
- Scope: CT2K and CTSW in all versions from serial No. 03-04-03-16 to serial No. 05-06-03

#### **Discussion**

During a routine inspection of a CT, it was found that the rubber radiator isolator mounts had separated into two parts. Upon examination, three other aircraft were found to have damaged isolators.

#### **Corrective Action**

Before the next flight, remove the upper and lower cowling. Carefully inspect all radiator isolator mounts by hand. If any are found to be damaged, please contact Flight Design USA to obtain a replacement.

Inspect the radiator isolators at each scheduled inspection interval.

The Maintenance and Inspection Procedures Manual will be revised to clarify this procedure.



## SERVICE BULLETIN

### Flight Design GmbH


Sielminger Str. 65  
D-70771 L.-Echterdingen  
Tel +49 (0)711 90287-0  
Fax +49 (0)711 90287-99

E-Mail: [info@flightdesign.com](mailto:info@flightdesign.com)

**SB-ASTM-CT2k-01;**  
**SB-ASTM-CTSW-01;**  
**Revision 0**


Date of Initial Publication: **15-Oct-2008**  
Publication Date of this Revision: **15-Oct-2008**

### Information



### Reminder

Flight Design reminds the Owner/Operator of a Flight Design aircraft that compliance with all Safety Directives, Aircraft Operating Instructions, Maintenance Manuals as well as the reporting of any and all Safety of Flight or Service Difficulties by the Owner/Operator is *mandatory* for the operation of an S-LSA aircraft.

	<b>SERVICE BULLETIN</b>	
	<b>Flight Design GmbH</b> Sielminger Str. 65 D-70771 L.-Echterdingen Tel +49 (0)711 90287-0 Fax +49 (0)711 90287-99 E-Mail: <a href="mailto:info@flightdesign.com">info@flightdesign.com</a>	<b>SB-ASTM-CT2k-01;</b> <b>SB-ASTM-CTSW-01;</b> <b>Revision 0</b>
	Date of Initial Publication: <b>15-Oct-2008</b> Publication Date of this Revision: <b>15-Oct-2008</b>	

## 4 Appendix

### 4.1 Changes to Previous Revision

No content changes – re-issue of existing document to new numbering system

### 4.2 Feedback Template Flight Design

All information see paragraph 3