	SAFETY ALERT	
	Flight Design GmbH Sielminger Str. 65 D-70771 L.-Echterdingen Tel +49 (0)711 90287-0 Fax +49 (0)711 90287-99 E-Mail: info@flightdesign.com	SA-SECS-CTSW-03 Revision 1
	Date of Initial Publication: 15-Oct-2008 Publication Date of this Revision: 15-Oct-2008	

SAFETY ALERT

Trim Tab Reinforcement

SA-SECS-CTSW-03

1 Planning Information

1.1 Affected Aircraft

Type: CT
 Model: CTSW
 Serial Number: All serial numbers
 Applicable Countries: All Countries where BCAR Section S standards are in effect

1.2 Concurrent Documents

None

1.3 Reason

Re- issue of existing document in order to implement it to the new Service document numbering system

1.4 Subject

All information see paragraph 3

1.5 Compliance

All information see paragraph 3

1.6 Personnel Qualifications

All information see paragraph 3

1.7 Approval


All information see paragraph 3

1.8 Weight and Center of Gravity

All information see paragraph 3

1.9 References

All information see paragraph 3

	SAFETY ALERT	
	Flight Design GmbH Sielminger Str. 65 D-70771 L.-Echterdingen Tel +49 (0)711 90287-0 Fax +49 (0)711 90287-99 E-Mail: info@flightdesign.com	SA-SECS-CTSW-03 Revision 1
	Date of Initial Publication: 15-Oct-2008 Publication Date of this Revision: 15-Oct-2008	

1.10 Superseded Documents

Technical Advice No. 13 Rev 2

1.11 Contact Details

For further information or to report any Safety of Flight or Service Difficulty issues contact your Distributor responsible for your country.

Specific contact in USA:

Flight Design USA
 P.O. Box 325 South Woodstock, CT 06267
 Tel: 860 963 7272 / Fax: 860 963 7152
 Web: www.flightdesignUSA.com
 E-Mail: airworthiness@flightdesignUSA.com

For all other countries and in cases where the local distributor is not known or available contact Flight Design GmbH directly.

2 Resources

2.1 Materials

All information see paragraph 3

2.2 Manpower


All information see paragraph 3

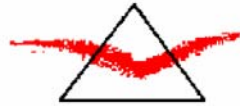
2.3 Cost

All information see paragraph 3

3 Instructions

The following is the 1:1 copy of the existing document following the old numbering system.

	SAFETY ALERT	
	Flight Design GmbH Sielminger Str. 65 D-70771 L.-Echterdingen Tel +49 (0)711 90287-0 Fax +49 (0)711 90287-99 E-Mail: info@flightdesign.com	SA-SECS-CTSW-03 Revision 1
		Date of Initial Publication: 15-Oct-2008 Publication Date of this Revision: 15-Oct-2008



FLIGHT DESIGN

Flight Design GmbH, Sielminger Str. 65, D-70771 L.-Echterdingen
 e-mail: info@flightdesign.com
 TEL +49 (0)711 90287-0 FAX +49 (0)711 90287-99

Technical Advice No.13 – revision 2

Initial issue: June 25th 2007; Revision 2: December 4th 2007

Changes to initial revision dated June 25th, 2007:

Speed limitation only valid until mandated reinforcement procedure is completed.

Changes to Revision 1 dated June 27th 2007:

serial numbers 06-07-15 to 07-05-18 inclusive, when equipped with full span trim tab according to drawing number WA3011010ASSY with revision less than Rev1 (assembled before September 1st 2007).

Affected Aircrafts:

CTSW2006 model year 2006 and 2007

serial numbers 06-07-15 to 07-05-18 inclusive, when equipped with full span trim tab according to drawing number WA3011010ASSY with revision less than Rev1 (assembled before September 1st 2007).

Discussion

Directly preceding this TA a CTSW 2007 exhibited significant stick vibration in pitch during high speed flight. The aircraft remained controllable, and, after slowing down, the vibration stopped. The investigation ruled out the trim tab balance as these are mass balanced at the factory in accordance with detailed flutter and ground vibration tests and analysis.



Fig. A: Inspection area: Trim tab control horn attachment point
 (Seen from underneath the stabilator)

The investigation did determine that a pitch control vibration could result from the upper and lower trim tab (anti servo tab) skin exactly in the area of the Trim Tab Bracket (Part No. KA 3011110) as evidenced by a crack located at the attachment point. (Fig. A)



SAFETY ALERT

Flight Design GmbH

Sielminger Str. 65
D-70771 L.-Echterdingen
Tel +49 (0)711 90287-0
Fax +49 (0)711 90287-99

E-Mail: info@flightdesign.com

SA-SECS-CTSW-03 Revision 1

Date of Initial Publication: **15-Oct-2008**
Publication Date of this Revision: **15-Oct-2008**

Corrective Action

Flight Design is mandating an immediate inspection of the Trim Tab Bracket attachment area, with special consideration of the trim tab composite structure. The inspection will be performed before the next flight and thereafter prior to the first flight of the day. When performing the inspection, the trim tab has to be carefully loaded by hand in the center area, in order to expose potential damage.

If cracks are found in the area of bonding (attach point) (Fig. A), the aircraft must not be flown until the mandated reinforcement procedure is completed.

Regardless whether cracks are found, all aircraft listed in this Safety Directive are subject to the modification procedure within the next 25 flight hours, or at the next maintenance interval, whichever occurs first.

As an additional precaution, the maximum airspeed for the affected aircraft will be limited to 120 KIAS = 222 km/h IAS (maximum speed in level flight with maximum continuous power) in all regimes of flight including descending flight until the mandated reinforcement procedure is completed.

Procedure:

The reinforcement procedure consists of reinforcing the point at which the control horn is bonded to the trim tab by the addition of specifically designed part manufactured by Flight Design (WA 3011011). The part is glued (bonded) to the control rod bracket and the lower trim tab surface and delivers a secondary load path for the trim tab control forces. The modification can be done without removing the trim tab, and does not require painting action. (Figs.B1 & B2)

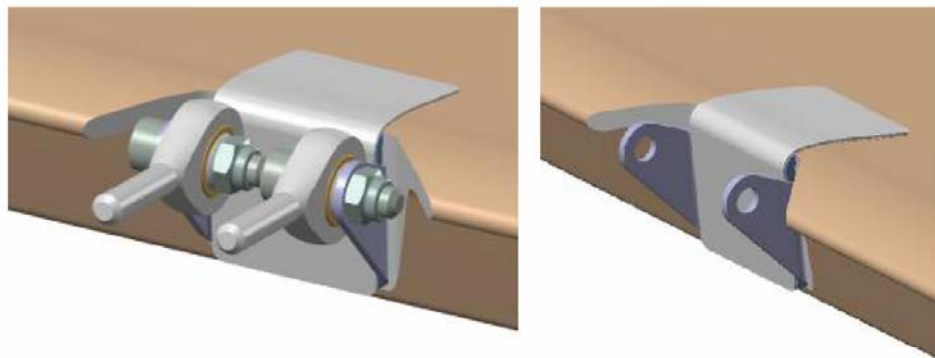


Fig B1 & B2: Reinforcement installed to the trim tab
(Tab shown bottom surface facing up)


The procedure shall be completed according to Flight Design document: "070625 – TRIM TAB REINFORCEMENT PROCEDURE" that accompanies this Safety Directive, and supplemented by the Maintenance Manual.

The task specific training will consist of consulting with the nearest Distributor prior to performing the modification. Country specific qualification requirements have to be considered.

Completion of the procedure has to be marked in the planes logbook and confirmed by an appropriate aircraft inspector, as required by national valid regulations.


Cost:

The procedure will be performed for free at the nearest Flight Design dealership. Should an owner decide to have the work done locally, a credit of 120,00 Euro will be issued upon return of

	SAFETY ALERT	
	Flight Design GmbH Sielminger Str. 65 D-70771 L.-Echterdingen Tel +49 (0)711 90287-0 Fax +49 (0)711 90287-99 E-Mail: info@flightdesign.com	SA-SECS-CTSW-03 Revision 1
	Date of Initial Publication: 15-Oct-2008 Publication Date of this Revision: 15-Oct-2008	

a written confirmation that the task has been performed according to the FD procedure. The task specific training will consist of consulting with the nearest Distributor prior to performing the modification.

The reinforcement part will be supplied at no cost by Flight Design and will be obtained by the owner at the dealership level.

	SAFETY ALERT	
	Flight Design GmbH Sielminger Str. 65 D-70771 L.-Echterdingen Tel +49 (0)711 90287-0 Fax +49 (0)711 90287-99 E-Mail: info@flightdesign.com	SA-SECS-CTSW-03 Revision 1
		Date of Initial Publication: 15-Oct-2008 Publication Date of this Revision: 15-Oct-2008

4 Appendix

4.1 Changes to Previous Revision

No content changes – re-issue of existing document to new numbering system

4.2 Feedback Template Flight Design

All information see paragraph 3